

SNA600a

Adjustable Dipole Antenna

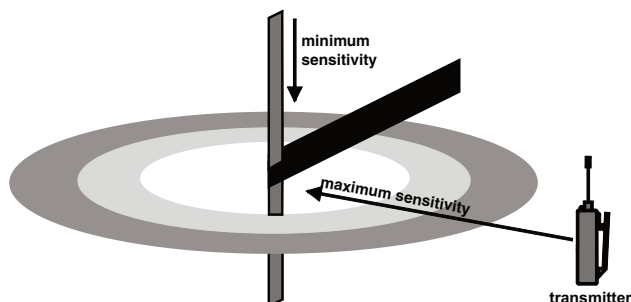
TECHNICAL DATA



The SNA600a antenna is a versatile tool for use with wireless microphone receivers or IFB transmitters. The center frequency of its 100 MHz bandwidth is tunable from 550 to 800 MHz; however, the roll-off above and below this band is gradual. The SNA600a measures lower than a 2:1 SWR (Standing Wave Ratio) from 465 MHz to 850 MHz when the antenna arms are fully extended.

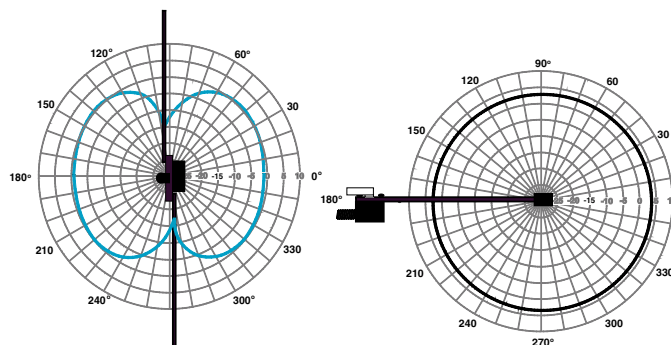
The frequency is set by adjusting the dipole elements (arms) using the scale printed on the body of the antenna. The elements fold for storage.

The body of the antenna is made of fiberglass circuit board material. Nomenclature is printed in copper on the board with a black solder mask to provide excellent visual contrast. Copper traces on the circuit board form a balun for an ideal match to a 50 ohm line via a standard BNC connector. Can be used with antenna power enabled on the connected receiver or multicoupler.




The coverage pattern of the antenna is circular, with maximum sensitivity perpendicular to the adjustable elements.

- SWR less than 2:1 over 100 MHz bandwidth
- Adjustable elements tune center frequency from 550 to 800 MHz
- 3/8" x 16 threaded socket and stud with mounting strap included
- Built in balun matched to 50 ohm BNC connector
- Folds for storage
- Can be used with antenna power enabled on the receiver or multicoupler




Typical Vertical Pattern

Typical Horizontal Pattern



Adjust Tunable Bandwidth

1. Fold arm (element) down to Antenna Scale.
2. Loosen screws to adjust arm size.
3. Line-up end of arm to appropriate number.
4. Tighten screws gently.
5. Extend arm to T position.
6. Repeat on opposite side.




The SNA600a is supplied in a kit that includes a mounting strap and stainless steel mounting stud with hardware.

A sturdy mounting block is provided at end of the antenna body, threaded for the supplied 3/8" x 16 mounting stud and a standard microphone stand. The block can be repositioned in 90 degree increments for mounting in a variety of positions. The threaded stud also adapts to the optional mounting adapter kit.

Optional Mounting Adapter Kit

The ALPKIT includes four adapters for mounting the antenna on photo and video tripods, lighting equipment, and standard microphone stands. The parts are constructed of stainless steel for lasting durability.

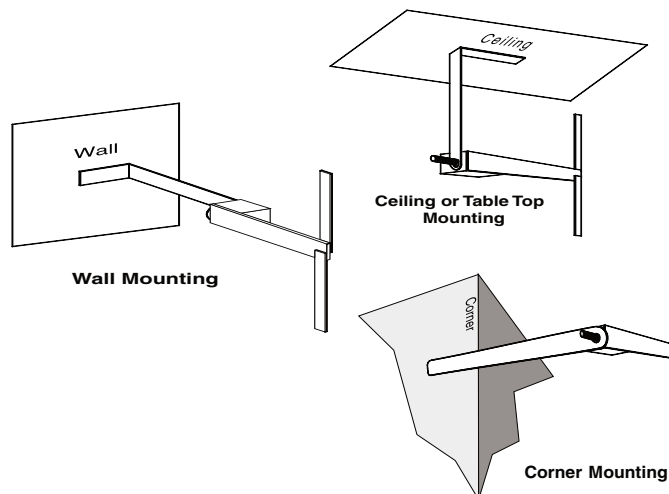
Individual components in the kit can also be purchased separately. Part numbers are provided below.



Mounting with the furnished strap:

Adjustable elements should be oriented vertically, away from reflective metallic surfaces.

The mounting bracket should be bent only once or twice for installations. Bend the bracket at the notches. Repeated bending will cause the aluminum to fracture.



Note: The SNA600a is not intended to be mounted permanently outdoors. The antenna is weather resistant, but not weatherproof.

Replacement Parts

Part No.	Description
26332	Mounting strap; aluminum
28769	Threaded stainless mounting stud
28790	3/8-16 stainless steel nuts
28407	3/8 lock washer
28108	6-32 nyloc stainless nut (element mounts)
25658	Size 6 belleville washer (element mounts)

Specifications

Impedance:	50 ohms
Connector Type:	BNC
SWR:	Less than 2:1 at +/- 50 MHz
3dB Bandwidth:	150 MHz
Effective Bandwidth:	465 to 850 MHz
Gain:	2.7dBi (isotropic) or 0 dBd (referenced to a dipole)
Antenna power blocking:	Capacitive coupling for use with DC power on cable
Length:	7"
Width:	1" folded, 7" to 11" extended depending on frequency
Thickness:	1"
Weight:	3.5 oz.

