



BP-319, BP-325, BP-351 Beltpack User Stations

The BP-319, BP-325, and BP-351 are portable user stations for use with RTS Two-Wire intercom systems. The BP-319 is a microprocessor controlled one-channel intercom where the BP-351 is a microprocessor controlled two-channel select intercom beltpack. The BP-325 is a binaural (stereo) programmable 2 channel beltpack with PGM-in capability. The BP-319 and BP-351 have connections for headset/earset microphones (Dynamic or Electret), whereas the BP-325 is for use with a dynamic microphone only. The factory setting is for Dynamic.

Features

Call Function

Call function that allows the user to send or receive call signals to other devices on the intercom channel, including audible call alert on the listen side.

Microphone Kill Detect

Microprocessor controlled microphone kill detect.

Powered Externally

Powered externally, via the intercom system power supply on channel one.

Headset

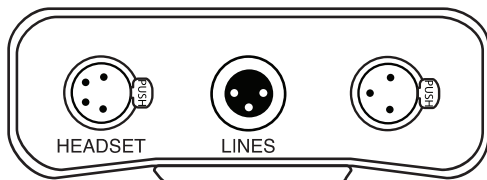
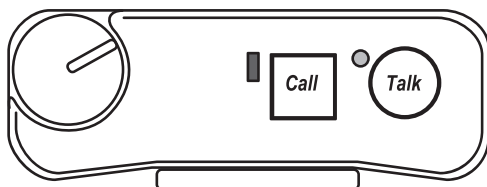
Headset 4 or 5-pin XLR connection is available. (The BP-325 has both standard.)

Auto-Sensing Headset Connector

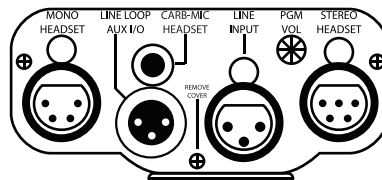
The BP-319 and BP-351 have a built-in auto-sensing headset connector that will determine automatically whether a dynamic or electret headset is connected to the system. (BP-319 and BP-351 only)

Line Drawing

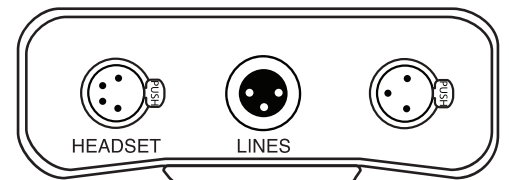
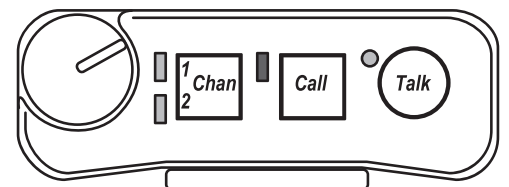
BP-319



BP-325



BP-351



BP-319, BP-325, BP-351 Specifications

BP-319 and BP-351

General

Channel Supplied Power Requirements:
30 VDC nominal (standard RTS line), 45 to 70 mA

Environmental Requirements:

Storage: -20°C to 80°C; 0% to 95% humidity, noncondensing
Operating: 0°C to 50°C; 0% to 95% humidity, noncondensing

Dimensions: 5" (127 mm) high, 3.5" (88.9 mm) wide, 1.8" (45.7 mm) deep

Weight: Approximately 13 oz (364 g)

Interface Requirements

Headset/Earset:

50 to 200Ω dynamic microphone
50 to 600Ω headphones

RTS Intercom Channel:

Output Level: 0.775 Vrms (0 dBu) nominal
Bridging Impedance: greater than 10,000Ω

Call Signalling:

Send: 20 kHz ±100 Hz, 240 mVrms ±10%
Receive: 20 kHz ±800 Hz, 100 mVrms
Mic-Off Frequency Detect: 24 kHz ±800 Hz, 100 mVrms

Noise Contribution: less than -60 dB on the line

Headphone Amplifier

Maximum Output:

60 mW into 150Ω

Frequency Response:

200 Hz to 8 kHz +1/-4dB nominal

Audible Alert:

1 kHz tone

Total Harmonic Distortion:

Less than 0.2% nominal at 50 mW from the line

Sidetone:

20 dB minimum range, adjustable

Connector Pin Configurations

Intercom Channel Connector

XLR-3 M/F

Pin 1 Common

Pin 2 +30 VDC In

Pin 3 Syst Chan 2

Headset Connector

Type: XLR-4F

Pin 1 Headset Microphone low

Pin 2 Headset Microphone high

Pin 3 Headphone Common

Pin 4 Headphone Chan 1 or Chan 1 and Chan 2 audio

Type: XLR-5F

Pin 1 Headset microphone low

Pin 2 Headset microphone high

Pin 3 Headphone low

Pin 4 Headphone high

Pin 5 No Connection

BP-325

General

Channel Supplied Power Requirements:

30 VDC nominal (standard RTS line), 65 to 85 mA

Environmental Requirements:

Storage: -20°C to 80°C; 0% to 95% humidity, noncondensing
Operating: 0°C to 50°C; 0% to 95% humidity, noncondensing

Dimensions: 5.00" (127mm) High, 3.75" (96.3mm)

Wide, 2.05" (52.1mm) Deep

Weight: 0.75 pounds (340 grams)

Exterior

Polystyrene and polycarbonate mix; gray textured main body

Contact Information

Telex Communications, Inc.
12000 Portland Avenue South
Burnsville, Minnesota 55337
Telephone: (800) 392-0498
Fax: (800) 323-0498

Form Number: 38110505 Rev B

Date: September, 2007

Impedance Across Intercom Line

10,000 Ω typical

Ambient Temperature Range

Operating: 0° C to 50° C

Storage: -40° C to 125° C

Noise Contribution to 200 Ω Intercom Line

-75 dBu

Program Input

Maximum input level: +20 dBu

Nominal input level: -10 to +8 dBu

Frequency response: 100 Hz to 12 kHz, ±3 dB

Monaural Dynamic-mic Headset Connector

XLR-4-31 receptacle (J13)

Pin 1 - Microphone low

Pin 2 - Microphone high

Pin 3 - Common

Pin 4 - Headphone high

Stereo Dynamic-mic Headset Connector

XLR-5-31 receptacle (J14)

Pin 1 - Microphone low

Pin 2 - Microphone high

Pin 3 - Common

Pin 4 - Headphone left high

Pin 5 - Headphone right high

Carbon-mic Headset Connector (J1)

¼-inch, 3-conductor Phone Jack

Used for Headset

Tip - Carbon microphone

Ring - Headphone

Sleeve - Common

Used for Mic Switch

Tip - Remote switch normal-open contact

Ring - No connection

Sleeve - Remote switch common

Intercom Line Input Connector (J11)

XLR-3-31 female receptacle

Pin 1 - Common

Pin 2 - Channel 1 intercom audio and +DC

Pin 3 - Channel 2 intercom audio

Line Loop/Aux Connector (J10)

XLR-3-32 male receptacle

Used for Loop-through:

Pin 1 - Common

Pin 2 - Channel 1 intercom audio and +DC

Pin 3 - Channel 2 intercom audio

Used for Program Input:

Pin 1 - Common

Pin 2 - Program input high

Pin 3 - Program input low

Used for Remote Mic Switch and/or External Power:

Pin 1 - Common

Pin 2 - +22 to +24 volts DC

Pin 3 - Remote switch normal-open contact

Ordering Information

BP-319 A4F • 1 channel portable metal beltback with an A4M headset connector. • Catalog Number: 90007753010

BP-319 A5F • 1 channel portable metal beltback with an A5M headset connector. • Catalog Number: 90007753000

BP-325 • 2 channel binaural (stereo), programmable beltback • Catalog Number: 9000673800

BP-351 A4F • 2 channel portable metal beltback with an A4M headset connector. • Catalog Number: 90007754010

BP-351 A5F • 2 channel portable metal beltback with an A5M headset connector. • Catalog Number: 90007754000

This specifications information is preliminary and is subject to change without notification.

Brand names mentioned are the property of their respective companies.